



How to activate a MetaClean Control license?

MetaClean Control.

January 2020.

Content

How to activate a MetaClean Control license?	3
Symptoms.....	3
Cause.	3
Resolution.....	3
How to check MetaClean Control version?	6
How to obtain a MetaClean-ID?	7

How to activate a MetaClean Control license?

Symptoms.

- I have not used MetaClean before and would like to know how to activate my license
- I would like to activate a MetaClean license.
- I have used MetaClean but would like to update it or install it in a new computer.

Cause.

Once you have assigned the license seat to yourself or another user in your Organization, there are a couple of ways to activate, depending on your network situation.

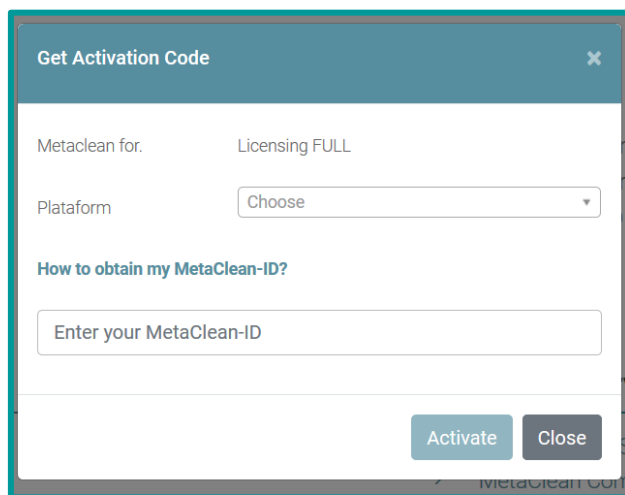
Resolution.

The fastest way to activate your license is online, but before to continue please check the following:

- ✓ You have installed the latest version of MetaClean Control, minimum supported version: 4.5.5. ([see section: How to check MetaClean version?](#))
- ✓ You have a MetaClean-ID. ([see section: How to obtain a MetaClean-ID?](#))
- ✓ The sales support team provides you a URL activation license by email.

To activate your license online, follow the steps below:

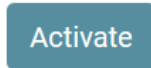
1. Start MetaClean Control. (please verify you have installed the latest version of MetaClean, minimum supported version: 4.5.5., [see section: How to check MetaClean version?](#))
2. Open a web browser with the URL license activation that Adarsus sales team provides you by email. As a result, a pop-up window will appear:



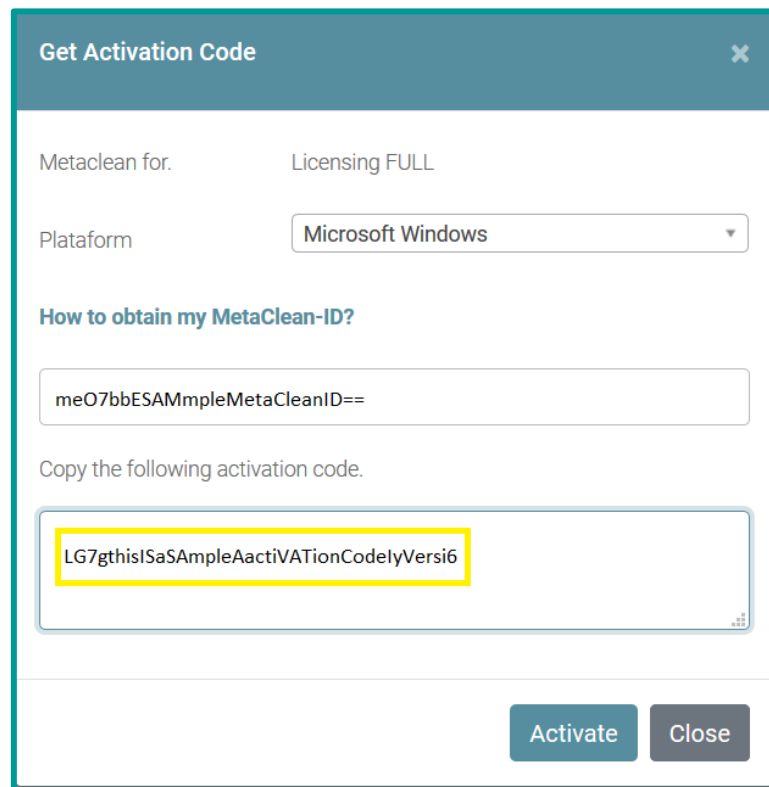
3. Complete the fields:
 - a. **Platform:** Select the operating system that corresponds to the one used by the computer where MetaClean Control is installed.

b. Paste your MetaClean-ID obtained from MetaClean Control. (see section: [How to obtain a MetaClean-ID?](#))

c. Click the blue 'Activate' button:



d. As a result, an activation code will be displayed, please copy it using Ctrl + C:



Get Activation Code

Metaclean for. Licensing FULL

Plataform Microsoft Windows

How to obtain my MetaClean-ID?

meO7bbESAMmpleMetaCleanID==


Copy the following activation code.

LG7gthislSaSampleAactiVATionCodelyVersi6

Activate Close

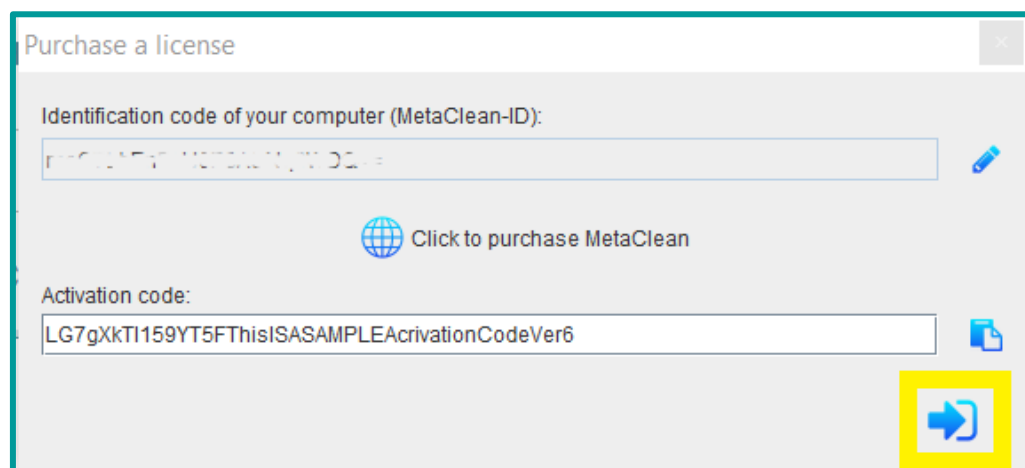
e. Start MetaClean Control.

- f. Click on “Buy product” button on the toolbar at the top of the screen ((highlighted in yellow):



- e. Click on “Buy product” button on the toolbar at the top of the screen and paste the activation code obtained from the step “d”.

Click on the “Activate” icon (highlighted in yellow) to activate your MetaClean Control License.

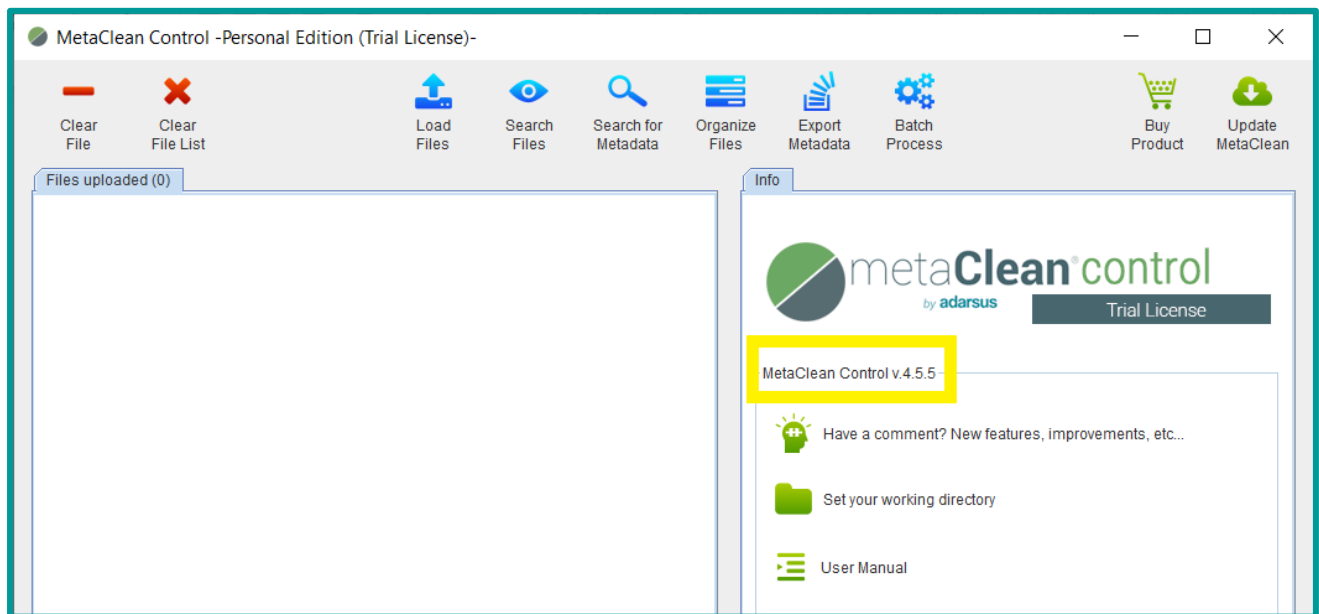


Enjoy your MetaClean Control license.

For others activations procedures please contact sales@adarsus.com or support@adarsus.com

How to check MetaClean Control version?

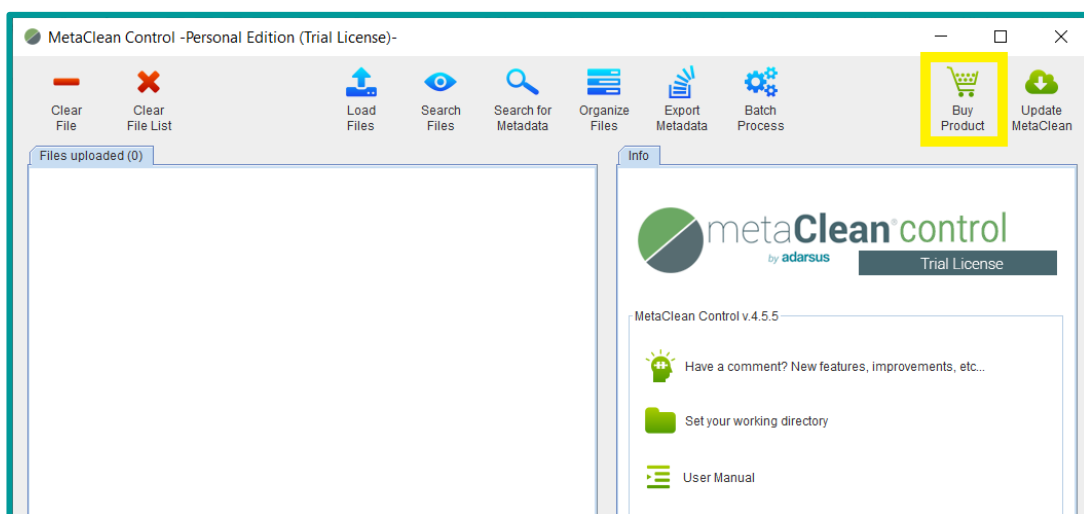
If you need to obtain the MetaClean Control version, please start MetaClean Control and the version is displayed in the main window, inside the “Info” panel (Please see the below image highlighted in yellow).



How to obtain a MetaClean-ID?

MetaClean-ID is the installation ID that is assigned to a MetaClean Control installation, to obtain the MetaClean-ID follow next steps:

1. Start MetaClean Control.
2. Click on “Buy product” button on the toolbar at the top of the screen:



3. The MetaClean-ID will be displayed (Please see the image highlighted in yellow).

